



Circle D

FLATBEDS

FOR PICKUPS AND ONE-TON TRUCKS



Shown with optional
Tool Boxes, Mud Flaps
and Heavy Duty Rear Hitch.



Circle D Corporation


613 North Ash
Hillsboro, Kansas 67063
Phone 620-947-2385
800-526-0939
www.circle-dtrailers.com



For all your hauling needs, see Circle D:

- Flatbeds for Pick-up and 1-Ton Trucks
- Flatbed Trailers
- Livestock Trailers

Distributed By:



Circle D

FLATBEDS

FOR PICKUPS AND ONE-TON TRUCKS



Use Your
smartphone to
snap-it and go
to circle-dtrailers.com

STANDARD FEATURES:

- H.D. tread plate platform
- 3" x 2" Rectangular tubing headache rack with louvers
- 4" x 1 1/2" Rectangular tubing crossmembers on 12" centers
- Recessed gooseneck hitch plate with punched hole for ball and hinged lid
- 3" structural channel stringers
- Stake pockets and tie straps
- (4) rubber mounted sealed beam stop, tail and turn lights
- (2) rubber mounted sealed beam backup lights
- Rubber mounted sealed beam clearance lights and 3 light cluster
- Wiring harness for front and rear clearance and cluster lights
- Primed and painted black



HEAVY DUTY FLATBEDS

Width	Length
7.00' x	7.00'
7.00' x	8.50'
7.50' x	8.50'
7.50' x	9.00'
7.50' x	9.25'

EXTRA HEAVY DUTY FLATBEDS

Width	Length
8.00' x	8.50'
8.00' x	9.00'
8.00' x	9.25'
8.00' x	11.00'
8.00' x	11.25'

OPTIONS:

- LED Stop, Turn and Tail Lights in headache rack
- LED lights
- Heavy duty rear drop hitch assembly
- 2 5/16 30,000 pound ball – installed
- 18" x 24" black poly mud flaps – single wheel models
- 24" x 30" black poly mud flaps – dual wheel models
- Several sizes of underbody tool boxes
- Molded Wiring Harness for all lights

